

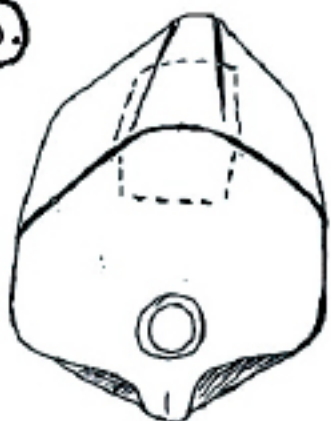
Artist's Sketchbook

ILLUSTRATIONS BY JINA FERRARO
(AND BY MARK MANTEGNA)

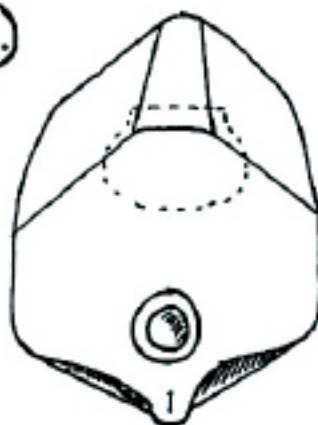
Directions:

4. Using the curved parts of the jugs, draw and cut out three pieces to form the top of the cow's head and snout (see D, E, and F).

D.



E.



F.

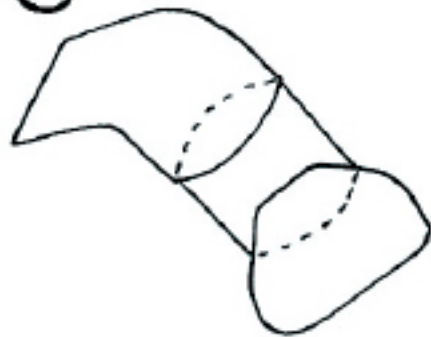


5. Hot-glue the three head pieces together (see G)

6. Draw and cut out two side pieces for the head, plus horns, ears, and a tail from the leftover jug pieces (see H).

7. Hot-glue the side pieces of the head in place (see I).

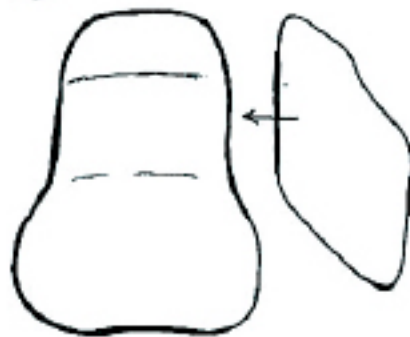
G.



H.



I.



8. Hot-glue the head to the body. Add the ears, horns, and tail.

9. Spray-paint the cow white. Let dry. Add face and spots.